

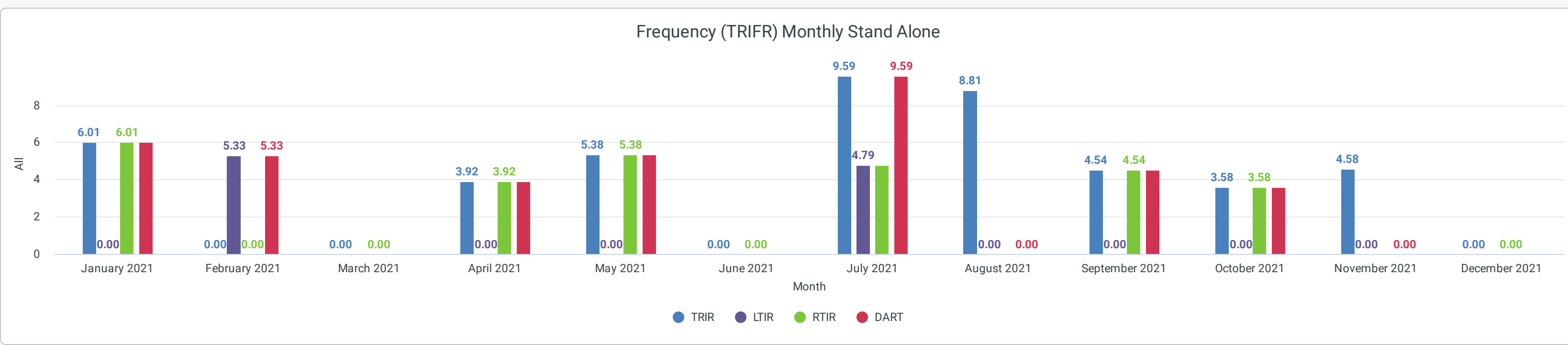
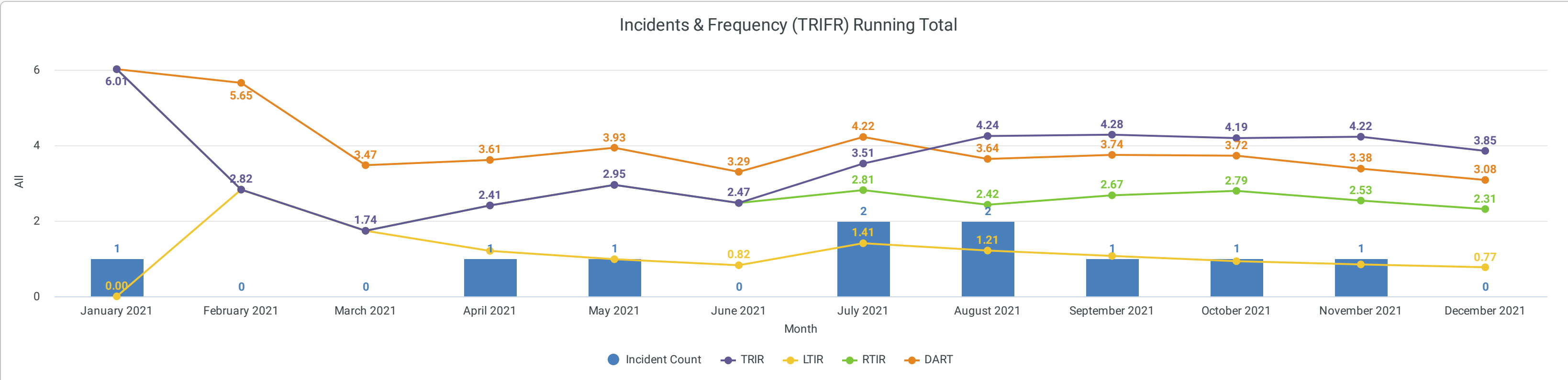
Standard Incident Classification Dashboard

Site is 11618 or 11781 or 12058 or 12059 or 29545 or 26209 or 30589 or 53478 or 12060 or 12061 or 12062 or 12063 or 12064 or 12065 or 12066 or 18935 or 12249 or 20502 or 53650 or 20503 or 20504 or 12251 or 12071 or 12553 or 12072 or 12591 or 20505 or 27970 or 12067 or 20506 or 12592 or 26210 Date is previous year

Description

The Standard Incident Classification dashboard provides a quick view of the incidents and injuries reported at your organization. Know the incidents in detail, the dates they occurred, injury classifications and more with a dashboard that gives you an indication of the maturity of your safety program. This dashboard can be filtered by Site(s) and Date.

Please note that so far there is one major difference between Standard Incident Classification Dashboard in SI 2.0 and the embedded version and it is the Date filters. In SI 2.0 there is one Date filter for all reports on the dashboard while in the embedded version almost each tile has its own date filter. That's why please note this when you compare data from those dashboards



3.85

TRIF/TRIR

0.77

LTIR

2.31

RTIR

3.08

DART

0.10

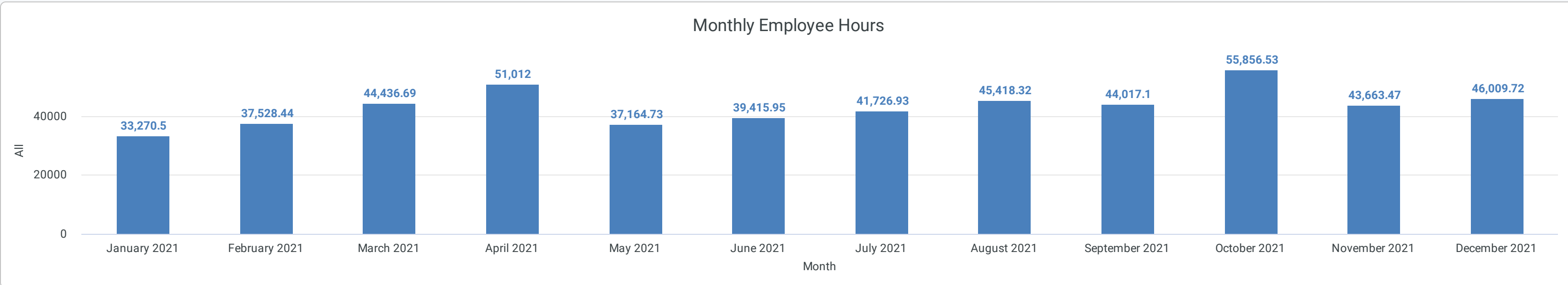
Severity Rate

Incident Classification Table

Answer	Current Month	TOTAL
No treatment	2	15
First aid	1	6
Restricted / modified duty	0	6
Medical aid / treatment	0	5
Lost Time	0	1

Injury Type

No results



Injury Summary

Form Id	Date	Question Name	Injury classification
10308922	2021-12-17	Site Name	No treatment
10237197	2021-12-10		First aid
9971378	2021-11-15		No treatment
9866490	2021-11-04		First aid
9869594	2021-11-04		No treatment
9809334	2021-10-30		Restricted / modified duty
9712592	2021-10-21		No treatment First aid
9667650	2021-10-18		No treatment
9622079	2021-10-13		No treatment